

Improvements to Instructor Dashboard

As of January 3rd 2010, improvements to the instructor's dashboard will make it much clearer and easier to use.

Users Affected

All instructors.

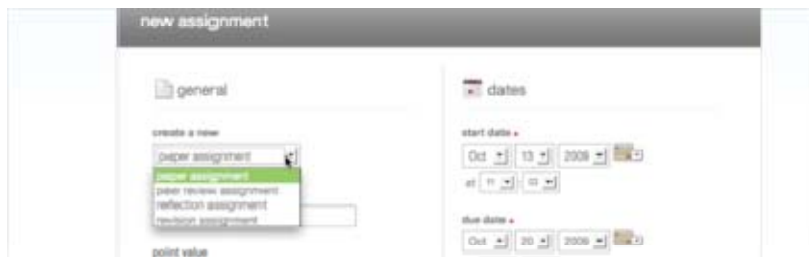
Description of What's New

Instructors will see two important changes as of January 3rd 2010.

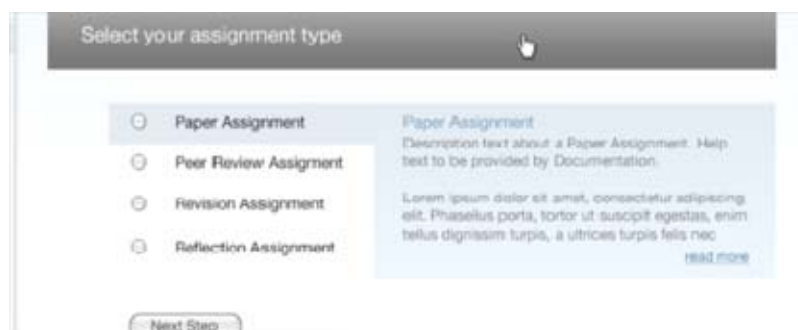
1. Changes to the "New Assignment" screen
2. Redesigned instructor dashboard to manage assignments. How is it Different than the Previous Version?

1. Changes to the "New Assignment" screen

Before January 3rd 2010, an instructor selected an assignment type from a drop-down menu as shown below:



As of January 3rd 2010, an instructor will select the assignment type assignment using radio buttons, as shown below:



2. Redesigned instructor dashboard to manage assignments

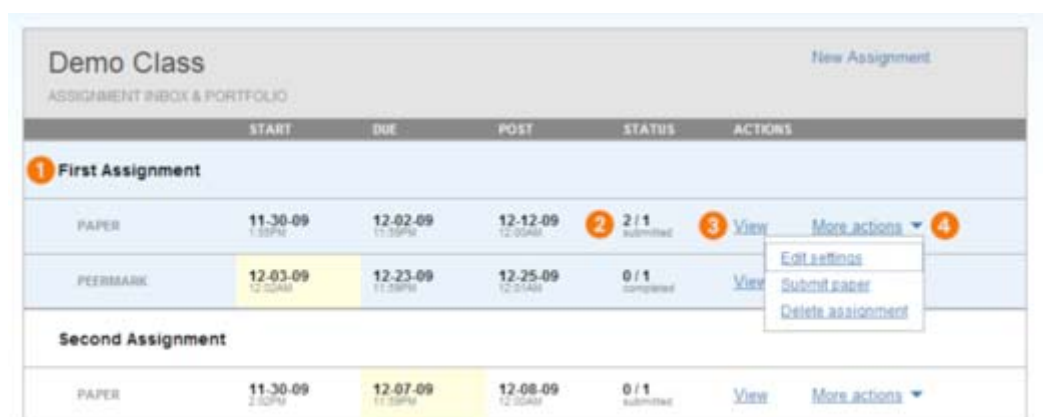
The new instructor class dashboard (formerly known as the class assignment list) provides a much cleaner, more intuitive experience.

Before January 2010, the instructor class dashboard looked like this:



name	start	due	post	actions
Essay: First Draft	22-11-09	22-12-09	22-12-09	View
PS1: Definition of science	27-11-09	28-11-09	28-11-09	View
PS1: Definition of science	27-11-09	28-11-09	28-11-09	View
Essay: Final	27-11-09	27-12-09	27-12-09	View
Book Review	28-11-09	28-12-09	28-12-09	View
PS1: Definition of science	27-11-09	28-11-09	28-11-09	View

As of January 3rd 2010, the instructor class dashboard will look like this:



	START	DUE	POST	STATUS	ACTIONS
1 First Assignment					
PAPER	11-30-09 1:30PM	12-02-09 11:59PM	12-12-09 12:00AM	2 / 1 submitted	View More actions
PEERMARK	12-03-09 12:00AM	12-23-09 11:59PM	12-25-09 12:00AM	0 / 1 completed	View
Second Assignment					
PAPER	11-30-09 2:00PM	12-07-09 11:59PM	12-08-09 12:00AM	0 / 1 submitted	View More actions

With this new dashboard, instructors will:

1. See each assignment and all associated sub-assignments grouped into colored bands (rather than having sub-assignments indented under the assignment heading)
2. See an indicator of how many students (out of the total number of students) have made submissions to the assignment.
3. Click the "View" button to see the assignment inbox (rather than clicking the assignment title which was an active link that opened the inbox).
4. Click the "More actions" button to edit the assignment settings, delete the assignment, or submit a paper from the assignment list.